

No. K-11053/51/2025-LH (E-39174)/02
Government of India
Ministry of Fisheries, Animal Husbandry & Dairying
Department of Animal Husbandry and Dairying

Krishi Bhawan, New Delhi
Dated: 20th January, 2026

OFFICE MEMORANDUM

Subject: Standard Operating Procedure (SOP) for Vaccination against Classical Swine Fever (CSF)- Request for adoption and feedback.

To control CSF under the Livestock Health & Disease Control Programme (LHDCP) through standardized vaccination practices, the attached Standard Operating Procedure (SOP) for Livestock Vaccination against CSF is being circulated for adoption by State UTs. SOP is prescribed to ensure uniformity, efficacy, and integration with NDLM/Bharat Pashudhan.

2. Key features of SOP are as under:

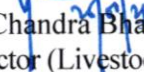
- a) Planning Cycle: Begins with accessory procurement, demand assessment via NDLM, HR training, microplan submission, and culminates in vaccination launch
- b) Vaccine Demand Projection: District-wise requirements = (NDLM eligible population x 1.10) . Responsibility lies with District Veterinary Officers.
- c) Microplanning: Prepare templates covering block/village details, vaccinators, supervisors, nodal points; share with stakeholders including Panchayats and District Collectors.

3. Adoption and action required

States/UTs are requested to

- i. Adapt these guidelines to regional conditions (e.g., hilly/desert areas etc).
- ii. Train staff on cold chain, waste management, and real- time NDLM data upload with geo-stamped photos
- iii. Conduct awareness campaigns 30-45 days pre-vaccination via media, Gram Sabhas, and PRIs.
- iv. Submit confirmation of adoption of SOP and implementation plan by 31st January, 2026 on jslh-dadf@gov.in and dir-lh@dahd.nic.in.

4. This issues with the approval of the Competent Authority.


(Dr. V. Jaya Chandra Bhanu Reddy)
Director (Livestock Health)

To

ACS/ Pr. Secretary / Secretary (Animal Husbandry) Governments of All States & UT

Copy to:

- i. Sr. PPS to Secretary (AHD), Krishi Bhawan, New Delhi
- ii. Sr. PPS to Additional Secretary (Livestock Health), Krishi Bhawan, New Delhi
- iii. Director. (Animal Husbandry). Governments of all States & UTs
- iv. NDLM Division /NIVEDI for coordination

Standard Operating Procedure (SOP) for Livestock Vaccination Against Classical Swine Fever (CSF)

1. Introduction:

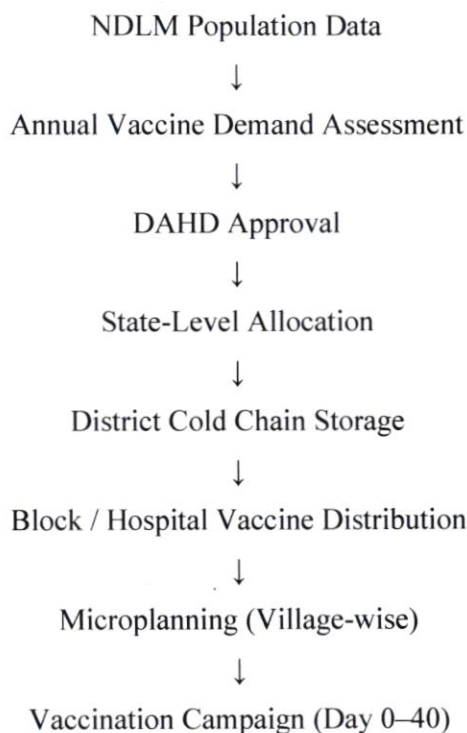
This Standard Operating Procedure (SOP) outlines comprehensive guidelines for implementing vaccination programs for Classical Swine Fever (CSF) in Pigs. The objective is to control and progressively eliminate CSF while safeguarding animal health and supporting trade compliance. The aim is for control and eradication of CSF by development of herd immunity through prophylactic carpet vaccination

2. Planning Framework:

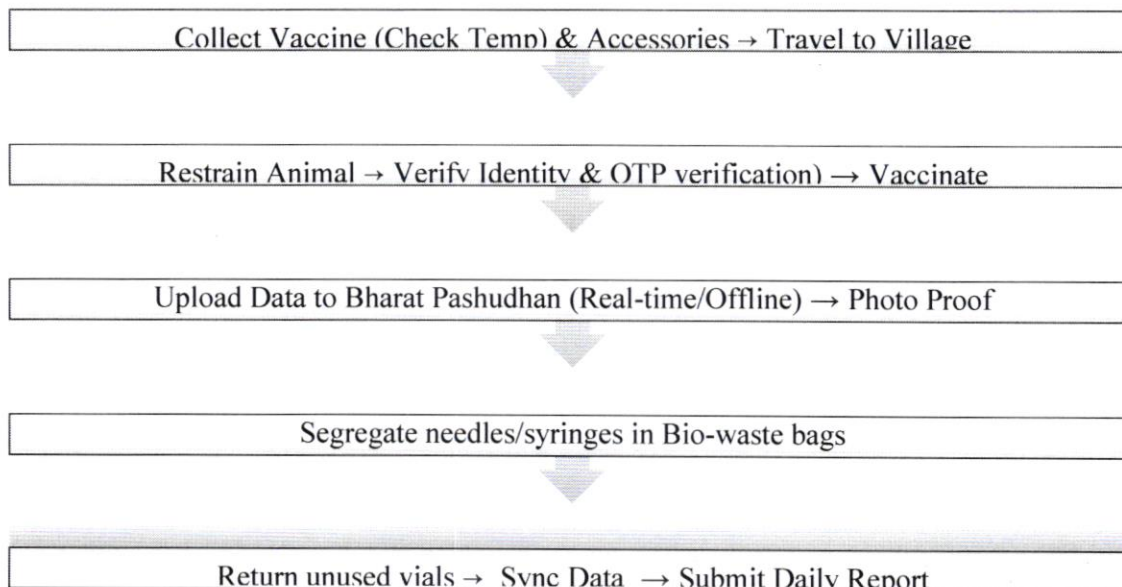
Two distinct planning cycles are followed under the CSF vaccination programme.

The first is the annual demand assessment and procurement cycle, under which States/UTs submit vaccine requirements through the Annual Action Plan, and vaccines is supplied to the states as per the approved demand.

The second is the operational vaccination cycle, which pertains to field-level implementation and involves vaccination of eligible pig population.



Field Level Daily Vaccination Workflow (Field Level)



3. Phase I: Pre-Campaign Planning

3.1. Demand projection of Vaccine Doses:

Head	Action to be Taken
Annual Demand Assessment - Vaccines	<p>Annual demand assessment of vaccine requirement to be done based on:</p> <ul style="list-style-type: none">• Herd registered in the Bharat Pashudhan Portal.• At least one breeding male (boar) will be physically ear-tagged (principal representative of the herd) with small animal ear tag and the ear tag number is recorded in portal.• The number of animals in a herd is a variable data and should be updated regularly <p>Vaccine Requirement: (Population of eligible Animals as per NDLM * 1.10)- viable/ usable Balance Stock of Last Round.</p> <p>Responsibility: District Veterinary Officer to provide requirement to Director of Animal Husbandry, State/ Union Territory. Director to compile and communicate to DAHD.</p>
Vaccination Cycle Demand Assessment- Vaccines.	<ul style="list-style-type: none">• Target assessment for vaccination of eligible species will be based on NDLM data.• District-wise vaccine requirements will be assessed at least 60 days before the date of start of next vaccination round in the state/UT. If any variation from the Annual Action Plan already submitted, the same shall be incorporated and communicated to DAHD.

	<ul style="list-style-type: none"> The requirement for a district vaccine stock will be equal to the number of target population for pigs for vaccination minus viable balance stock of last round & additional 10% stock of the NDLM data.
--	--

3.2. Cold Chain Assessment (T-60 Days)

- Assess the storage capacity for vaccine and verify with the stock demanded. Plan delivery schedule upto the block and hospital below the block.
- Assess the availability of vaccine carriers in sufficient numbers and in good condition.
- A person at block level shall be designated who will be responsible for cold chain maintenance and vaccine availability.
- Vans for transport from the district Walk in Cold rooms to the Ice-Lined Refrigerators ILRs storage points that is to the block hospital and other hospital, below the block.
- Ensure that temperature is maintained at 2-8°C (never frozen).

3.3. HR Training & Accessory Procurement (T-45 Days)

Head	Action to be taken
Accessories and Consumables.	<p><u>Procurement of Accessories:</u></p> <ul style="list-style-type: none"> The requirement as assessed in the action plan shall be done as per procurement timeline before the scheduled start of the vaccination round. RfP/Bids shall be floated at least 120 days before the scheduled start of Vaccination round. Requirements of Accessories for all Livestock Vaccination programme shall be assessed for full year and accordingly procurement process has to be initiated. <p>Indicative list of accessories and consumables to be kept in readiness at least 45 days before based on the animals in the area</p> <p>Items:</p> <ul style="list-style-type: none"> Sterile Disposable Syringes (5 ml) (numbers as per the demand assessment for the cycle) Sterile Disposable Needles (16-18 gauge) Bio-waste Bags- 2 bags per team Ear Tags in adequate numbers Tag applicators in adequate numbers. <p>Other Items:</p> <ul style="list-style-type: none"> Thermometer- 1 per team First Aid Kits Emergency medicines: <ul style="list-style-type: none"> Antihistaminic injection Topical ointment

	<ul style="list-style-type: none"> • Maggotocidal/ antiseptic cream/powder/ lotion • Anti-inflammatory and analgesic • Atropine Sulphate, Dexamethasone injection
Human Resource Planning	<p>Vaccinators:</p> <ul style="list-style-type: none"> • Manpower training shall be completed 45 days before the scheduled start of Vaccination Round. • Sufficient Number of Vaccinators are to be mobilized ensuring the following norms. <ul style="list-style-type: none"> o @1 vaccinator for around 30-40 vaccine doses per day in normal areas. o @1 vaccinator for around 20-30 vaccine doses per day in Hilly, Desert and other difficult areas. o Vaccination Campaign shall not exceed 40-60 days. • The service area of each vaccinator must be pre-identified and designated before the campaign and should be completed at least 30 days prior to the round. <p>Supervising Veterinarians: @1 Veterinarian per 4-5 Vaccinators. Note: Migration routes: Dedicated vaccinators along with Supervisory Veterinarians shall be provided.</p>

3.4. Microplan

Head	Action to be Taken
Preparation of Microplan. (T-30 Days)	A. State should ensure preparation of the microplan at least 30 days before the start of the vaccination campaign in the template provided in Annexure- II. The same may be uploaded in NDLM Portal.
Sharing of Microplan (T-21 days)	B. The micro plan to be shared with all the stakeholders, at least 3 weeks before, as under: Vaccinators, Supervisors, Veterinary officers, Block Veterinary Officers, NDLM Nodal officers at all levels, Gram Panchayat Sarpanch, Block Development Officers, CEO, Zila Parishad, District Collector. (Responsibility: Block Veterinary Officer. Supervision: District Veterinary Officer.)

	C. Components of Microplan: <ol style="list-style-type: none"> 1. Name of the Block 2. Name of the Village Panchayat. 3. Nodal Point for Vaccine Collection 4. Name and Contact details of Nodal Point for Vaccine Collection. 5. Date/Dates of Vaccination. 6. No of Vaccinators allocated (around 30-40 Vaccines per day) * 7. Name of the Vaccinator/s with Mobile Number. 8. Name of the Data Entry Operator/s with Mobile Number. 9. Name of the Supervisor with Mobile Numbers. 10. Name of the Veterinarian. <p>*The Number of Vaccines to be planned for Hilly, Desert and other Difficult areas shall be 20.</p>
--	--

3. Phase II: Campaign Execution (Day 0 to Day 45).

Vaccination and uploading Data	Vaccination and uploading of the data shall be done as per the SOP/Guidelines issued in OM No. K-11053/51/2025-LH(E-39174)/01 Dt: 31.12.2025. (Copy enclosed).
---------------------------------------	--

4. Phase III: Post-Campaign & Monitoring.

NDLM system will generate random village and designate officers for physical verification of vaccination.

Monitoring Activities	
	Action to be taken
Mop Up round	<ul style="list-style-type: none"> • Mop Up Round shall be planned 3 months after the end of the vaccination in designated area. • Left out flock in the vaccination round shall be prepared based on NDLM Data. <p>Mop-Up Vaccination Strategy:</p> <p>Target missing Herd:</p> <ul style="list-style-type: none"> • Absent during main round, • Diseased animals/ flocks recovered in the ongoing main Vaccination campaign. • Late entry into 4-month age window. <p>Vaccination: Dedicated teams with Vaccinators and Supervisors assigned for 100% coverage of identified animals/ flocks within 10 days.</p> <p>Data Recording: The vaccination data shall be entered in NDLM Portal.</p>

Sero monitoring	<ul style="list-style-type: none"> • Post-vaccination Sero monitoring shall be undertaken as per approved sampling plans, with serum samples tested at ICAR-NIVEDI for programme performance assessment.
------------------------	---

5. Awareness Programme

	Action to be taken
Awareness Programme	<ul style="list-style-type: none"> • Start campaigns 30–45 days before vaccination. • Intensify outreach 10–15 days prior. • Continue during the entire vaccination period. • Monitoring Committee may consist of Taluka/BDOs/DMDCs • Engage with different institutional partners like the dairy cooperatives, dairy federations, Panchayati Raj Institution (PRIs), Pashu Sakhi and Mitras.

ANNEXURE I

Name of the State/UT Name of the Nodal Officer: Contact Details of Nodal Officer: Date of Receipt of Vaccine at District:					
Sl. No.	District	Target Herd	Requirement of Vaccines	Nodal Points	Incharge of Nodal Point with Contact Details. (Phone, email etc)
1					
2					
3					

ANNEXURE II

Format for Micro-Planning:

Name of the State/UT Name of District: Name of Block: Date/time of Receipt of Vaccines at the village Vaccination Cycle Number: YYYY/I or II. Vaccination Cycle Start Date:										Main/Mop up.		
Sl. No.	Name of the Village Panchayat	Name of the Village	Total Number of Target Animals	Number of Days and dates on which Vaccination Planned.	Name of the Vaccinator/s and Contact Number.	Name of the Supervisor and Contact Number	Total Vaccinated to Date	Collection point of Vaccine	Collection Point Incharge Contact Number.	Name and Mobile number of Village Pradhan/Head.		
1				a)Day 1 b)Day 2 c)Day 3								
2												

ANNEXURE IIA

Area Allocation for Vaccinators.

Name of the State/UT Name of District: Name of Block: Name of the Cluster: Main/Mop up. Operational Cycle Start Date: Name of the Vaccinator:						Name and Contact of the Supervisor:			
Sl. No.	Date	Name of the Village Panchayat	Name of the Village	Target Animals	Total Vaccinated to Date	Name and Mobile number of Village Pradhan/ Head.			
1									